

C.A 5200 Series

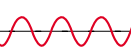
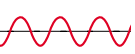
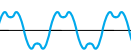

Digital Multimeters

Diagnostic tools "made" to measure !



IEC 1010.1
600 V - Cat III

Warranty
3 years

-  **C.A 5205G:** Very economical, auto AC/DC, large display 18 mm, electronic protection.
-  **C.A 5210G / C.A 5220G:** Very complete for applications on sinusoidal signals, they have already proved themselves.
-  **C.A 5230G (RMS):** 4000 counts, backlighting, essential for effective electrical diagnosis.
-  **C.A 5240G (TRMS):** 40 000 counts, back lighting, very high 0.1% accuracy in a compact case.



ASRAS CO.,LTD.
1694, 1694/1 Prachasongkhro Road,
Dindaeng, Dindaeng, Bangkok 10400
Tel. 02-692-3980, Fax. 02-692-3978
E-mail: sales@asras.com
www.asras.com; www.asras.co.th

 **CHAUVIN
ARNOUX**

The C.A 5200 series multimeters, the professional choice whatever your application

We have given specific features to a new range of multimeters to satisfy all the measurement needs of electricians, electro-technicians and electronic engineers of today.

- Electrical safety demands it, they are totally protected and conform to standard IEC 1010-1 600 V. Cat III..
- Equipped with the multi-purpose Multistand shockproof case, they can be used both on the work site and in the laboratory'.
- Lightweight and compact, they are easy to handle.
- Access to the functions is very simple with a user friendly display for easy reading.

Choose the multimeter suited to your application: sinusoidal network or disturbed network?

For "linear" loads (sinusoidal network)

- The economical C.A 5205G, includes automatic recognition of AC/DC. Typical accuracy 1%.
 - The C.A 5210G and C.A 5220G offer more functions. Typical accuracy 1%.
- These "average value" multimeters are accurate only for what are called linear loads (light bulbs, heating elements,...). They are thus perfectly suited to installations with an undistorted sinusoidal network.

For "non-linear" loads (disturbed network)

- The C.A 5230G gives the rms value whatever the signal, distorted or sinusoidal. Typical accuracy 0.25%.
 - The C.A 5240G, TRMS model, 40 000 counts, gives the rms value whatever the signal, distorted with DC component or sinusoidal. Excellent accuracy 0.1% typical.
- These RMS or TRMS multimeters are suitable for installations that have what are called non-linear loads (fluorescent lighting, chopped power supply, speed variators,...).

"Average value" multimeters, in this case, can falsify the measurement by up to 50%.

User friendly display:

- Digital for accuracy and analogue (bargraph) for unstable signals
- Complete set of symbols indicating the measurement configuration

Secondary function buttons to pin-point the measurement:

☀ : Display backlighting allows you to easily read the measurement in poor lighting conditions

HOLD: Holds the measurement for subsequent reading

RANGE: Manual range selection

⎓ / ~ : Selection of DC or AC mode

MIN/MAX/PEAK: Access to values for min/max (500 ms) peak (1 ms)

Rotary switch

To choose the measurement quantity. Automatic range selection. Auto OFF option to save the battery.

Measurement inputs

Protected electronically from overvoltages and by HBC fuses for current measurements.


Multistand™ multipurpose shockproof case

Attachment of test prods (on the back) for standard 19 mm gap and storage of the leads. Sturdy jointed clip for different "hands-free" uses; can also be set as a stand for use in an inclined position.




Double insulation

For measurements in complete safety, in conformity with standard IEC 1010-1. Rated voltage 600 V. Installation category III. Degree of pollution 2.




▲ On an electronic circuit board, testing a distorted voltage with the C.A 5240G. The test prod attached to the back of the case makes measurement easier.



◀ Measurement of an AC current in complete simplicity with the miniclamp MN 89 combined with the C.A 5230G, suspended from its folding clip.

Testing the terminal plate of a 3-phase electric motor with the C.A 5220G. ▼



Safety accessories


Numerous accessories* are available to widen the field of application of your multimeter or to give it new functions: crocodile clips, wire grips, voltage probes, current clamps, temperature probes,... Documentation on request.

* conform to standard IEC 1010-2-031

The leads with test prods supplied with the multimeters conform to standard IEC 1010-2-031. 1000 V. Cat III-2 and are approved.



▶ Checking a 4-pole RCD with the C.A 5205G. The jointed clip is quickly and securely transformed into a stand.



Type of measurement	C.A 5205G	C.A 5210G	C.A 5220G	C.A 5230G	C.A 5240G
Average value	●	●	●		
RMS value				●	
TRMS value					●
Digital/n° of counts	2000	4000	4000	4000	40 000
Bargraph/ n° of segments	-	40	40	40	40



The C.A 5205G + miniclamp MN 89 set: measurement from 0.5 A to 240 A AC in complete simplicity and safety. Output/input ratio of the miniclamp: 100 mV DC/1 A AC.

Functions	C.A 5205G	C.A 5210G	C.A 5220G	C.A 5230G	C.A 5240G
AC/DC voltage	●	●	●	●	●
AC/DC current			●	●	●
Resistance	●	●	●	●	●
Continuity audible test	●	●	●	●	●
Diode test	●	●	●	●	●
Capacitance		●	●	●	●
Frequency			●	●	●
Min/max value			●	●	●
Peak value				●	●
Hold display	●	●	●	●	●
Display backlighting			●	●	●



Accessories for storage and carrying: the shoulder bag for your multimeter and a current clamp or the holster to wear your multimeter on your waist belt.

Specifications	C.A 5205G ⁽³⁾	C.A 5210G ⁽⁵⁾	C.A 5220G	C.A 5230G	C.A 5240G
AC/DC voltage ⁽¹⁾	5 ranges: 200 mV ⁽⁴⁾ ... 600 V		5 ranges: 400 mV...600 V		
Typical accuracy	1%		0.25%	0.1%	
Impedance ⁽²⁾	3 MΩ		10 MΩ		
AC/DC current ⁽¹⁾	-		3 ranges: 40 mA... 10 A		
Resistance	6 ranges: 200 Ω ... 20 MΩ		6 ranges: 400 Ω ... 40 MΩ		
Continuity audible test	R < 700 Ω		R < 40 Ω		
Diode test	measurement of the voltage in forward direction (resolution 1 mV)				
Capacitance	-		5 ranges: 4 nF... 40 μF		
Frequency	-		5 ranges: 10 Hz...200 kHz	5 ranges: 100 Hz...400 kHz	6 ranges: 100 Hz...2 MHz
Min/max value	-		over 500 ms		
Peak value	-		-		over 1 ms
Display backlighting	-		yes		
Range selection	automatic and manual (RANGE) ⁽⁶⁾				
Off	manual		automatic (30 min) or manual		
Power supply	2 batteries 1.5 V (LR6)			1 battery 9 V (6LF22)	
Battery life	500 h		600 h	500 h	400 h
Electrical safety	In conformity with standard IEC 1010-1. 600 V. Cat III-2				
Protection	Electronic without fuse		Electronic and HBC fuses 0.4 A and 12 A	Electronic and HBC fuses 0.5 A and 12 A	
Degree of watertightness	IP40				
Environmental conditions	0... + 50°C and HR < 70%				
Dimensions/weight	177 x 64 x 42 mm / 350 g				

(1) Use on frequency: 0...50 Hz - (2) For the C.A 5210G/C.A 5220G, on position V elec: base impedance 270 kΩ - (3) Automatic recognition of DC or AC - (4) For the C.A 5205G, AC voltage: 2 V...600 V. - (5) Additional function "ADP": input 0...400 mV DC for accessories - (6) except the C.A 5210G only automatic

Ordering references

- C.A 5205* ...P01.1967.07
- C.A 5205G ...P01.1967.07A
- C.A 5210G ...P01.1967.11B
- C.A 5220G ...P01.1967.12B
- C.A 5230G ...P01.1967.21
- C.A 5240G ...P01.1967.22

Supplied with shockproof case*, safety leads IEC 1010 with test prods, batteries and user manual.

- C.A 5205G + miniclamp MN89 set P01.1967.08Z

* the model C.A 5205 is supplied without shockproof case

Accessories

- Shoulder bag (240 x 230 x 70 mm) P01.2980.33
- Carrying holster (220 x 180 x 75 mm) P01.2980.36

Numerous safety accessories IEC 1010. Documentation on request.



ASRAS CO.,LTD.
1694, 1694/1 Prachasongkhro Road,
Dindaeng, Dindaeng, Bangkok 10400
Tel. 02-692-3980, Fax. 02-692-3978
E-mail: sales@asras.com
www.asras.com; www.asras.co.th

TEST & MEASUREMENT DIVISION

FRANCE

190, rue Championnet - 75876 PARIS Cedex 18
Tel: +33 1 44 85 44 86
Fax: +33 1 46 27 95 59
e-mail: export@chauvin-arnoux.fr
www.chauvin-arnoux.fr

UNITED KINGDOM

Waldeck House, Waldeck Road - MAIDENHEAD SL6 8BR
Tel: 01628 788 888
Fax: 01628 628 099
e-mail: info@chauvin-arnoux.co.uk
www.chauvin-arnoux.co.uk

